

MIDJ
INITALY

Forest oval Table


design Beatriz Sempere, 2017

Fixed table with lacquered steel base. Top in veneered wood or crystalceramic.




Colors and Materials


Structure




White Steel




Black Steel



Sand Steel




Brown Steel




Grafite Steel

Coating




Lacquered veneered wood

9 Colors




Veneered Flamed Walnut




Crystalceramic with effect calacatta marble



Crystalceramic Glossy Black Greek Marble

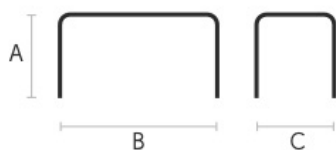


Crystalceramic with effect noir desir marble



Venetian crystalceramic

Dimensions



	cm	inch
A	76	29.9
B	280	110,2
C	120	47.2

Volumetric Details

Weight 137 Kg

Volume 1.87 mc

Package 4

Materials Certifications

Lacquered veneered wood

FEATURES AND PLUS

The veneered tops are the result of a process of bonding of thin wooden sheets, obtained by the horizontal rotary cut of the trunks applied to various types of supports to produce furniture elements, which look similar to solid wood but with better performance in terms of resistance to woodworms, lightness and more stability over time.

MAINTENANCE

For the regular cleaning schedule of stained veneered tops, use a damp cloth with mild soap diluted in water or specific products. Dry with a cloth or absorbent paper. Do not use abrasive products. . In case of accidental release of liquid substances, dab immediately the surface with absorbent paper or a dry, clean cloth. Avoid proximity to heat sources. Expose the veneered wood surfaces to light, for example by opening periodically the extensions of the tables that are placed inside the structures, or by moving any objects such as vases and accessories generally resting on the top.