



Alexander Table

design Midj R&D, 2018


Table with four-legs base in lacquered steel available in different sizes.
Top available in cristalceramica or solid wood.

Wooden top available for 200x106 (78.7x41.7 in) cm and 250x106 cm (98.4x41.7 in) versions. Rectangular top with rounded corners available for 220x116 cm (86.6x45.7 in) and 250x120 cm (98.4x47.2 in) verisons.




Colors and Materials

Structure




White Steel




Black Steel



Sand Steel




Brown Steel



Grafite Steel


Coating




Solid Oak straight edge




Solid Walnut bark edge




Crystalceramic with effect calacatta marble



Crystalceramic Glossy Black Greek Marble

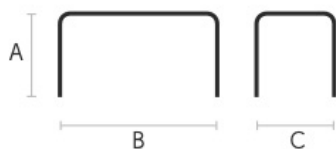


Crystalceramic with effect noir desir marble



Venetian crystalceramic

Dimensions



	A (cm) (inch)	B (cm) (inch)	C (cm) (inch)
200x106 (cm) (inch)	200 78.7	106 41.7	76 29.9
250x106 (cm) (inch)	250 98.4	106 41.7	75 29.5
220x116 barrel (cm) (inch)	220 86.6	116 45.7	75 29.5
250x120 barrel (cm) (inch)	250 98.4	120 47.2	75 29.5

Volumetric Details

Weight 151 Kg

Volume 0.39 mc

Package 1

Materials Certifications

Solid Oak straight edge

FEATURES AND PLUS

Solid wood tops are obtained from the trunk of the tree, in particular from the heartwood, or the inner part (the less young one). Each top has unique characteristics in terms of veins and knots due to the natural origin of the material. To reach the widths necessary for the realization of a top for domestic use, several floorboards/strips are joined together in an effort to maintain the greater possible uniformity.

MAINTENANCE

For the regular cleaning schedule of Solid woos tops, use a wet sponge with mild soap diluted in water or specific products. Dry after each application with a cloth or absorbent paper. Do not use abrasive products. In case of accidental release of liquid substances, dab immediately the surface with absorbent paper or a dry, clean cloth. Avoid proximity to heat sources. Expose the solid wood surfaces to light, for example by opening periodically the extensions of the tables that are placed inside the structures, or by moving any objects such as vases and accessories generally resting on the top.