



Link Extendable Table

The first Midj extendable round table features elegant curves and a solid four-star base.


Link is particularly versatile thanks to two top versions available: round or square / oval. Link comes as an original table, perfect whether at home or in the office thanks to its tops: whatever their form, face-to-face relationship is guaranteed.

Steel laser cut frame supports a framework with a central opening mechanism. The stability is guaranteed by the four-foot base, even in the larger version.



Colors and Materials


Structure




White Steel




Black Steel



Sand Steel




Brown Steel




Grafite Steel

Coating



Lacquered veneered wood


9 Colors




Veneered Flamed Walnut



Lead Crystalceramic




Charcoal Savoia Crystalceramic




Cement Savoia Crystalceramic




Emperador Marble Crystalceramic



Oxide White Crystalceramic




Oxide Sand Crystalceramic




Corten Crystalceramic

Extensions



Lacquered veneered wood


9 Colors




Veneered Flamed Walnut




Lead Crystalceramic



Charcoal Savoia Crystalceramic




Cement Savoia Crystalceramic




Emperador Marble Crystalceramic



Oxide White
Crystalceramic

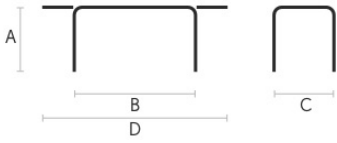


Oxide Sand
Crystalceramic



Corten
Crystalceramic

Dimensions



	cm	inch
A	75	29.5
B	120	47.2
C	120	47.2
D	180	70.9

Volumetric Details

Weight 51 Kg
Volume 0.75 mc
Package 3

Downloads

[3D Link \(zip\)](https://www.midj.com/images/uploads/resources/link-3d.zip) - <https://www.midj.com/images/uploads/resources/link-3d.zip>

Materials Certifications

Lacquered veneered wood

FEATURES AND PLUS

The veneered tops are the result of a process of bonding of thin wooden sheets, obtained by the horizontal rotary cut of the trunks applied to various types of supports to produce furniture elements, which look similar to solid wood but with better performance in terms of resistance to woodworms, lightness and more stability over time.

MAINTENANCE

For the regular cleaning schedule of stained veneered tops, use a damp cloth with mild soap diluted in water or specific products. Dry with a cloth or absorbent paper. Do not use abrasive products. . In case of accidental release of liquid substances, dab immediately the surface with absorbent paper or a dry, clean cloth. Avoid proximity to heat sources. Expose the veneered wood surfaces to light, for example by opening periodically the extensions of the tables that are placed inside the structures, or by moving any objects such as vases and accessories generally resting on the top.